

April 2010

***A Portrait of the Permanent Diaconate:
A Study for the
U.S. Conference of Catholic Bishops
2009-2010***

**Center for Applied Research in the Apostolate
Georgetown University
Washington, DC**

***A Portrait of the Permanent Diaconate:
A Study for the U.S. Conference of Catholic Bishops
2009-2010***



April 2010

Melissa A. Cidade, M.A.
Mary L. Gautier, Ph.D.

***A Portrait of the Permanent Diaconate:
A Study for the U.S. Conference of Catholic Bishops
2009-2010***

Table of Contents

Executive Summary	1
Major Findings.....	1
Introduction.....	3
Number of Permanent Deacons	5
Interpolation of Missing Data	7
Ministry Status of Deacons	8
Incardination Status of Deacons in Active Ministry.....	9
Marital Status of Active Deacons	10
Age of Active Deacons	11
Race and Ethnicity of Active Deacons	12
Highest Level of Education of Active Deacons.....	13
Changes in the Diaconate during the 2009 Calendar Year	14
Ministry and Compensation.....	15
Post-Ordination Formation	17
Retreats	18
Directors of the Diaconate	19
Policies of the Offices of the Diaconate	20
Appendix: Questionnaire and Response Frequencies for 2009-2010.....	21

A Portrait of the Permanent Diaconate: A Study for the U.S. Conference of Catholic Bishops 2009-2010

Executive Summary

This report presents findings from a national survey of the Office of the Permanent Diaconate in arch/dioceses and arch/eparchies in the United States that was commissioned by the Secretary of Clergy and Consecrated Life and Vocations of the U.S. Conference of Catholic Bishops. The survey was distributed in fall 2009, in conjunction with CARA's annual survey of diaconate formation programs for its Catholic Ministry Formation database. The present survey is the fifth annual survey of Offices of the Permanent Diaconate that CARA has conducted for the United States Conference of Catholic Bishops. The original questionnaire was designed in collaboration with the Executive Director of the USCCB Secretariat for the Diaconate.

To obtain the names and contact information for the directors of these offices, the Center for Applied Research in the Apostolate (CARA) first contacted the directors of all diaconate formation programs in its Catholic Ministry Formation database to request their cooperation in completing the survey. An identical survey was placed online, giving arch/diocesan representatives the option of completing the survey either online or on paper. CARA completed data collection in March 2010, after extensive follow-up by mail, e-mail, telephone, and fax. At the completion of data collection, CARA had 2009-2010 information from 106 of the 194 arch/dioceses and arch/eparchies whose bishops and eparches belong to the USCCB, for a 55 percent completion rate. In cases where a non-responding arch/diocese or arch/eparchy had supplied diaconate information in a previous year of data collection, the most recent prior information was used, bringing the total of responding diaconate offices to 180, or 93 percent of all arch/dioceses and arch/eparchies. Additionally, for 14 arch/dioceses and arch/eparchies (7 percent) that did not respond this year or in years past, CARA imputed the number of deacons incardinated in the diocese using numbers reported in the *2009 Official Catholic Directory*.

Major Findings

Number of Deacons

- Twenty-one arch/dioceses report having more than 200 permanent deacons, with Chicago (646 deacons), Trenton (442 deacons), and Galveston-Houston (383) among the top three. Deacons currently minister in all but one diocese in the United States.
- Eight in ten permanent deacons in responding arch/dioceses are active in ministry.

- The 163 Latin rite arch/dioceses that responded to the questionnaire in at least one of the last five years report a total of 14,317 permanent deacons. The six arch/eparchies that have responded report a total of 82 permanent deacons. Extrapolating to include dioceses and eparchies that have never responded to the survey, it can be estimated that there are as many as 17,047 permanent deacons in the United States today and perhaps as many as 16,349 still active in ministry.

Demographic Characteristics of Deacons in Active Ministry

- Ninety-two percent of permanent deacons in active ministry are currently married. Four percent are widowers, and 2 percent have never been married.
- More than six in ten permanent deacons in active ministry are at least 60 years old. Almost four in ten deacons are 60 to 69, and about a quarter are 70 or older.
- Eighty-one percent of active deacons are non-Hispanic whites. Fourteen percent are Hispanic or Latino. Two percent are African American and 2 percent are Asian.
- One-quarter of active deacons (28 percent) have a graduate degree. Deacons are twice as likely to have a graduate degree in a field not related to the Diaconate as to have one in a religious field such as religious studies, theology, Canon Law, etc.

Compensation and Formation

- Fewer than one in five (18 percent) permanent deacons are financially compensated for ministry.
- Among deacons who are compensated for full-time ministry, three in ten are entrusted with the pastoral care of one or more parishes (Canon 517.2). Among all deacons who are compensated (either full-time or part-time) for their ministerial work, one in five is entrusted with the pastoral care of one or more parishes.
- Approximately four in ten arch/dioceses have *at least one* permanent deacon who is compensated either for prison ministry, hospital ministry, or entrusted with the pastoral care of one or more parishes prescribed under Canon 517.2.
- Eighty-four percent of arch/dioceses require post-ordination formation of deacons. These arch/dioceses require an average of 22 hours of post-ordination formation annually.
- Ninety percent of arch/dioceses have a Director of the Diaconate (or a person with a similar title). In one-third of these arch/dioceses, the position is full-time.
- Nine in ten arch/dioceses have a minimum age for deacons. Almost half (47 percent) have a mandatory age for deacon retirement.

**Center for Applied Research in the Apostolate
Georgetown University
Washington, DC**

***A Portrait of the Permanent Diaconate:
A Study for the U.S. Conference of Catholic Bishops
2009-2010***

Introduction

In Spring 2005, the Secretariat for the Diaconate of the United States Conference of Catholic Bishops (USCCB) first commissioned the Center for Applied Research in the Apostolate (CARA) at Georgetown University to conduct an annual survey of Offices of the Permanent Diaconate. CARA conducted the survey for 2005-2006 and has repeated it each year through 2009-2010. The present survey is the fifth in this series that CARA has conducted for the USCCB. This report presents findings from this latest national survey of the Office of the Permanent Diaconate in arch/dioceses and arch/eparchies in the United States, as well as data from previous years' reports. The original questionnaire was designed in collaboration with the Executive Director of the USCCB Secretariat for the Diaconate. The questionnaires used in each of the four subsequent years are nearly identical.¹ The 2009-2010 questionnaire is presented in the Appendix to this report.

In fall 2009, CARA contacted the directors of all diaconate formation programs in its Catholic Ministry Formation database to request their cooperation in completing the survey. An identical survey was placed online, giving diocesan representatives the option of completing the survey either online or on paper. CARA also contacted the director of each Arch/Diocesan Diaconate Office from a list provided by the USCCB. As in the previous three years, the timing of the 2009-2010 survey distribution coincided with CARA's annual survey of diaconate formation programs for its Catholic Ministry Formation database. In addition, the National Association of Diaconate Directors contacted its members to encourage them to participate in the survey.

¹ The 2005-2006 survey asked for the number of active deacons with masters' degrees or doctorates. The four more recent surveys have instead asked for the number of active deacons with a "graduate degree in religious studies, theology, Canon Law, etc." and the number with a "graduate degree in a field not related to the Diaconate." There are also some differences in the four subsequent surveys in the way in which marital status in the past 12 months is asked. The 2009-2010 questionnaire expands on the question series asking about ministry and compensation.

CARA completed data collection in March 2010, after extensive follow-up by mail, e-mail, telephone, and fax. At the completion of data collection, CARA had 2009-2010 information from 106 of the 194 arch/dioceses and arch/eparchies whose bishops and eparches belong to the USCCB, for a 55 percent completion rate.² In cases where a non-responding arch/diocese or arch/eparchy had supplied diaconate information in the previous years of data collection, the most recent prior information was used, bringing the total of responding diaconate offices to 180, or 93 percent of all dioceses and eparchies. Additionally, for 14 arch/dioceses and arch/eparchies (7 percent) that did not respond this year or the previous four years, CARA imputed the number of deacons incardinated in the diocese using numbers reported in the *2009 Official Catholic Directory*.

² The Archdiocese for the Military Services, U.S.A. has been excluded from this report and analysis.

Number of Permanent Deacons

The Archdiocese of Chicago has the largest number of permanent deacons, with a total of 646. Following Chicago is Trenton, with 442 permanent deacons, followed by Galveston-Houston, Hartford, New York, and San Antonio, each with more than 300 permanent deacons. The table below lists arch/dioceses with more than 200 permanent deacons.³

Arch/dioceses with the Greatest Number of Permanent Deacons			
Arch/diocese	Data Collection Year	Number of Deacons	Catholics per Deacon⁴
Chicago	2009	646	3,619
Trenton	2010	442	1,772
Galveston-Houston	2010	383	2,945
Hartford	2010	355	1,816
New York	2010	316	8,154
San Antonio	2005-2009 ⁵	301	2,309
Phoenix	2010	298	2,371
St. Louis	2009	270	1,994
Los Angeles	2005-2009	261	16,001
Cleveland	2010	256	2,942
Rockville Centre	2009	252	5,927
Boston	2005-2009	245	6,060
Atlanta	2010	242	3,099
Joliet	2010	228	2,863
Philadelphia	2009	225	6,482
St. Paul and Minneapolis	2005-2009	224	2,790
Santa Fe	2010	215	1,444
Toledo	2010	211	1,465
Newark	2009	210	6,279
Orlando	2005-2009	202	1,972
Cincinnati	2010	201	2,369

- One diocese – the Diocese of Salina – responded that they have no permanent deacons. Their listing in *The Official Catholic Directory 2009* also includes no permanent deacons.

³ Total number of deacons has been calculated as the sum of all deacons active in ministry and all deacons no longer active in ministry except those who have been laicized (question 1 + question 8 – question 12).

⁴ Number of Catholics per arch/diocese according to *2009 Official Catholic Directory*.

⁵ Denotes that the arch/diocese responded to this survey in one of these four years. Thus, the data were collected no earlier than 2005 and no later than 2009.

- The 163 Latin rite arch/dioceses that responded to the survey in at least one of the last five years report a total of 14,317 permanent deacons. The six Eastern rite arch/eparchies that have responded to the survey at least once report a total of 82 permanent deacons.⁶

Arch/dioceses with the Lowest Ratio of Catholics per Permanent Deacon	
Arch/diocese	Catholics per Deacon
Fairbanks	519
Amarillo	668
Tyler	673
Bismarck	779
Omaha	814
Tulsa	903
Lexington	919

- The Diocese of Fairbanks has the lowest ratio of Catholics to deacons, with 519 Catholics for every one deacon.
- None of the arch/dioceses with the lowest ratio of Catholics to deacons are located in the Northeast.

⁶ Eparchies are reported separately here because of possible double-counting of Eastern rite deacons listed by Latin rite dioceses as serving within their boundaries. For the remainder of this report, only Latin rite dioceses and deacons will be reported except where explicitly noted.

Interpolation of Missing Data

Active Permanent Deacons

To obtain the most complete estimate for the total number of permanent deacons in active ministry in the country, it is necessary to create estimates for the arch/dioceses that have not responded to the survey in any of the five years it has been conducted. To do this, we draw on data for total deacons reported in *The Official Catholic Directory 2009* and then make an estimate of the proportion of those reported deacons who are active in ministry.

The figure used here for the proportion of deacons who are active is calculated from the responses of dioceses that responded to the survey. Responding arch/dioceses and arch/eparchies indicate that 81 percent of their deacons are active in ministry. We also adjust for the fact that the number of deacons listed in the *OCD 2009* is slightly lower than the total number that responding arch/dioceses reported — 0.97 times less. Thus, for non-responding Latin rite arch/dioceses and Eastern rite arch/eparchies, we estimate the total number of active deacons as:

$$\text{Number of total deacons (as reported in the OCD 2009)} * .81 * 0.97$$

This yields an estimate of **16,349** active permanent deacons.⁷

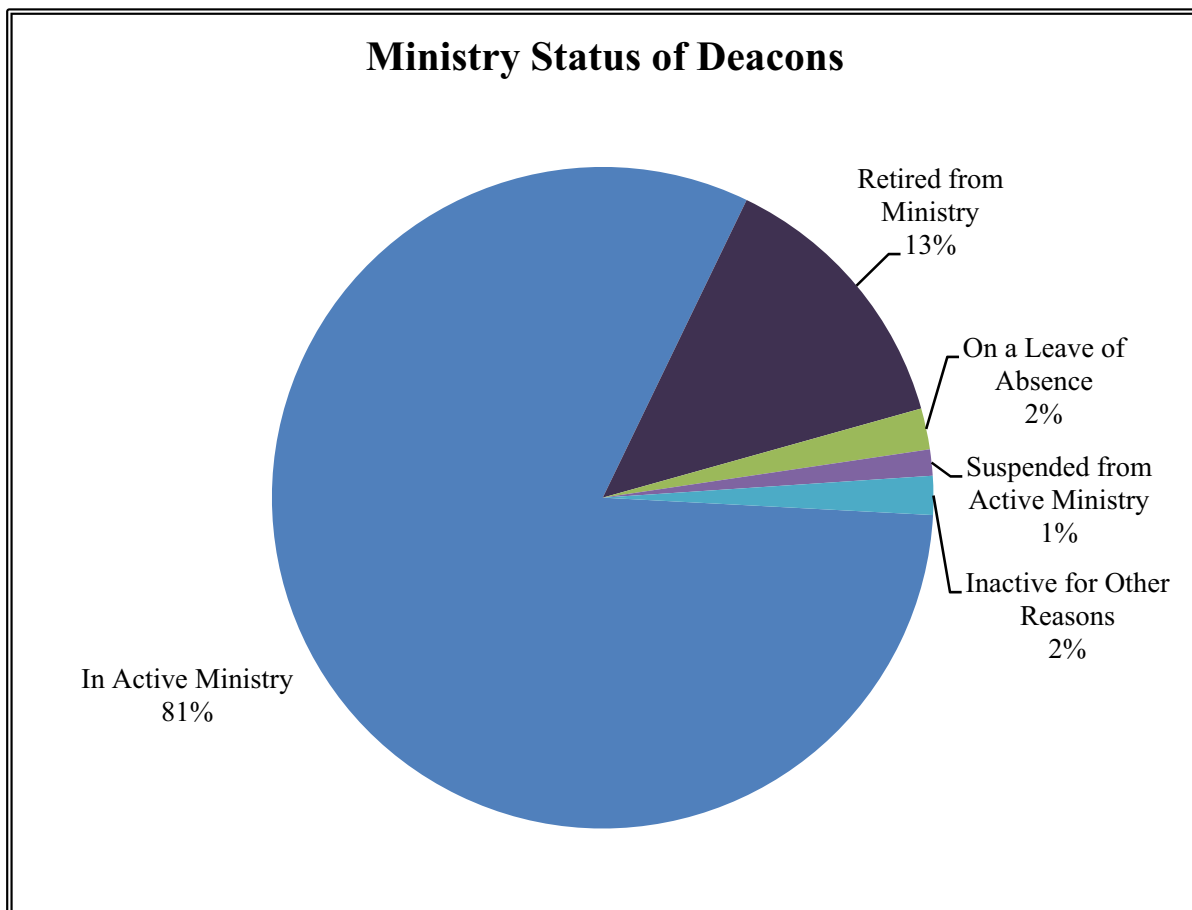
Total Permanent Deacons

Using the procedure described above—while excluding the adjustment for active permanent deacons—yields a national estimate of **17,047** total deacons (those still in active ministry as well as those no longer active in ministry).

⁷ For dioceses that responded to the survey in a prior year but not in 2009-2010, we do not make any adjustment for the year-over-year change mentioned above, in order to reduce the likelihood of compounded reporting error.

Ministry Status of Deacons

Eight in ten deacons in responding arch/dioceses are active in ministry, and about one in five are inactive for a variety of reasons.



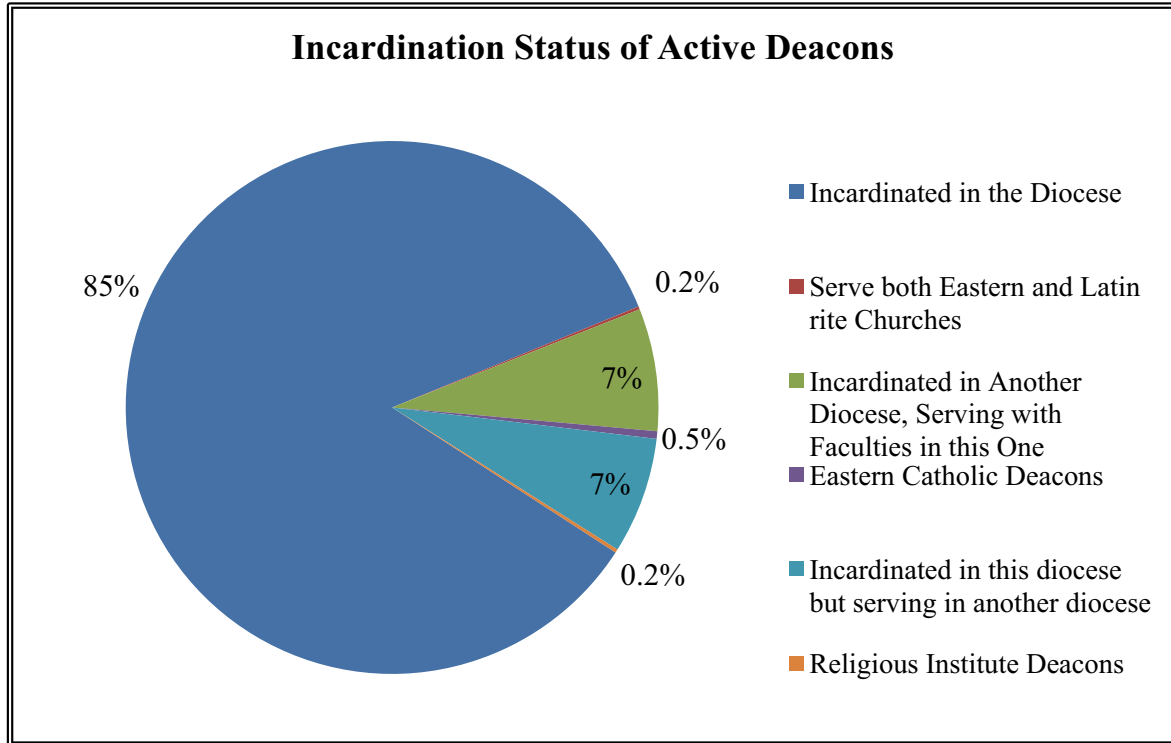
The 18 percent of inactive deacons include 13 percent who are retired, 2 percent who are on a leave of absence, 1 percent who are suspended from active ministry, and 2 percent who are inactive for other reasons.⁸

The 163 Latin rite arch/dioceses that responded to the survey at least once in the last five years report a total of 12,297 active deacons.

⁸ The calculation of total deacons for this report excludes deacons who have been laicized. The Latin rite dioceses responding to the survey report a total of 126 laicized deacons. Were they to be included in totals, they would represent less than 1 percent of all permanent deacons.

Incardination Status of Deacons in Active Ministry

More than eight in ten (85 percent) deacons in active ministry are incardinated in the arch/diocese that reports them.

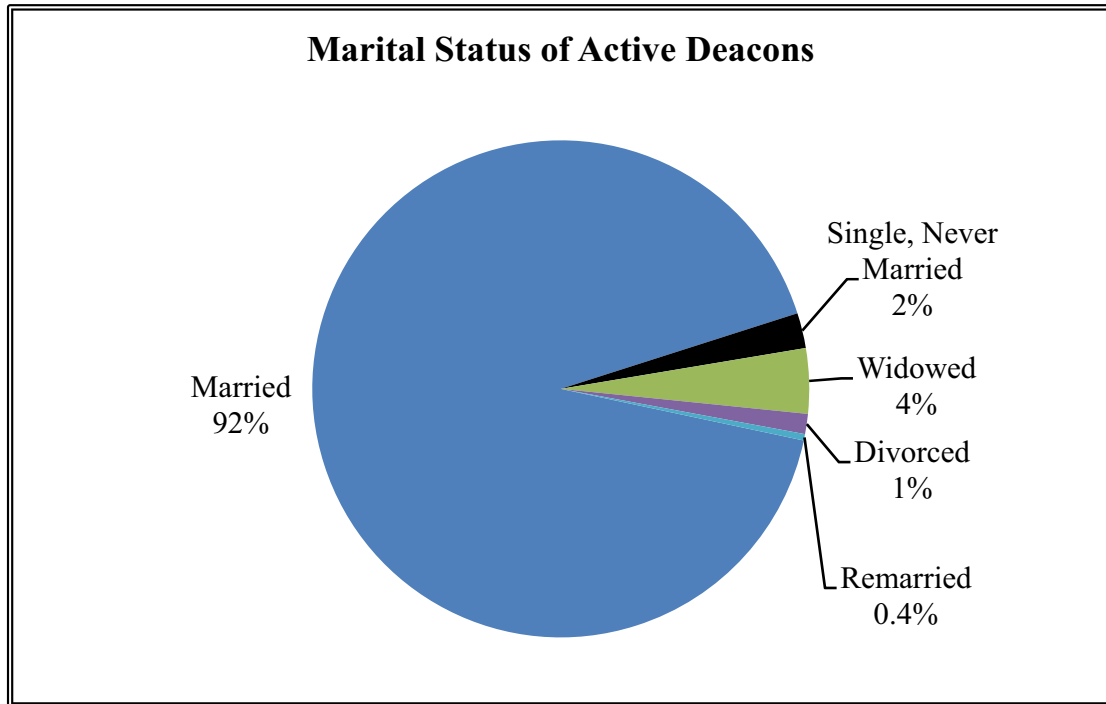


- Seven percent are incardinated in another Latin rite arch/diocese but serve in the reporting diocese, and the same number (7 percent) are incardinated in the reporting arch/diocese, but serving in another arch/diocese.
- Fewer than one percent are incardinated as members of religious institutes or incardinated in Eastern Catholic Churches that are geographically located within the arch/diocese.⁹

⁹ As in all cases in this report where subgroups are reported, percentages reflect only deacons for whom information was provided.

Marital Status of Active Deacons

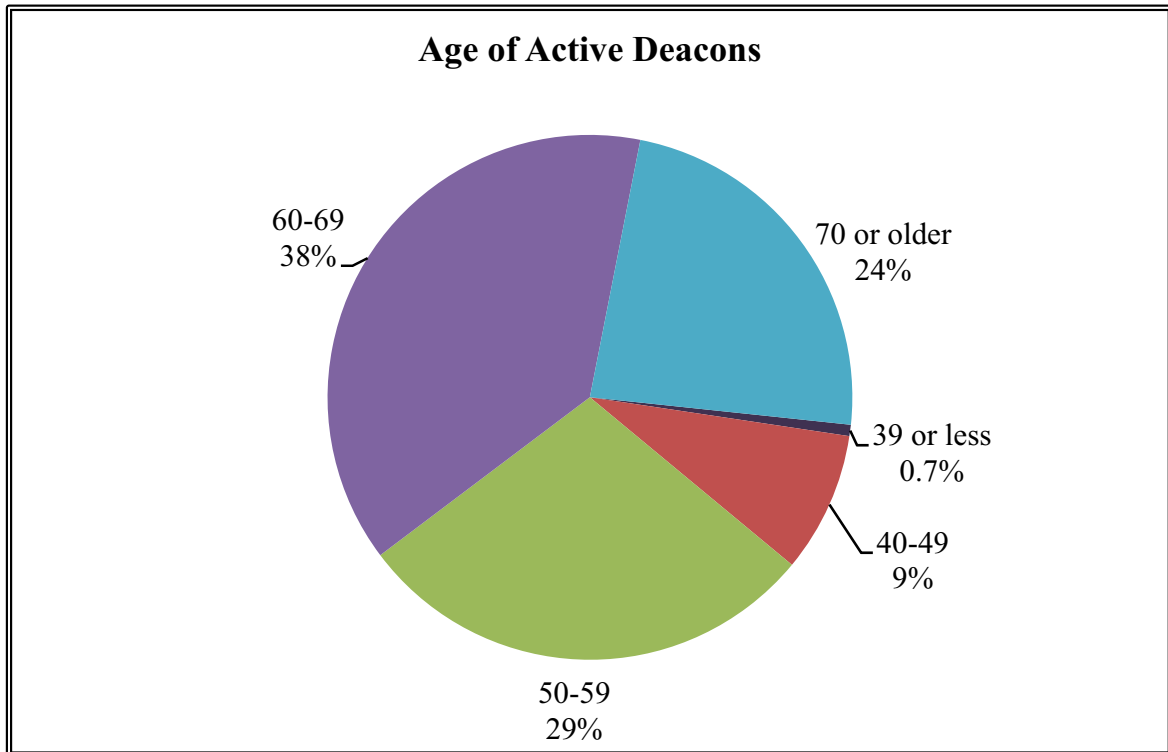
Most permanent deacons in active ministry are married. The figure below displays the marital status of active deacons.



- Ninety-two percent of active permanent deacons are married.
- Four percent are widowed, 2 percent have never been married, and about 1 percent of permanent deacons are divorced.
- Less than 1 percent has been remarried.

Age of Active Deacons

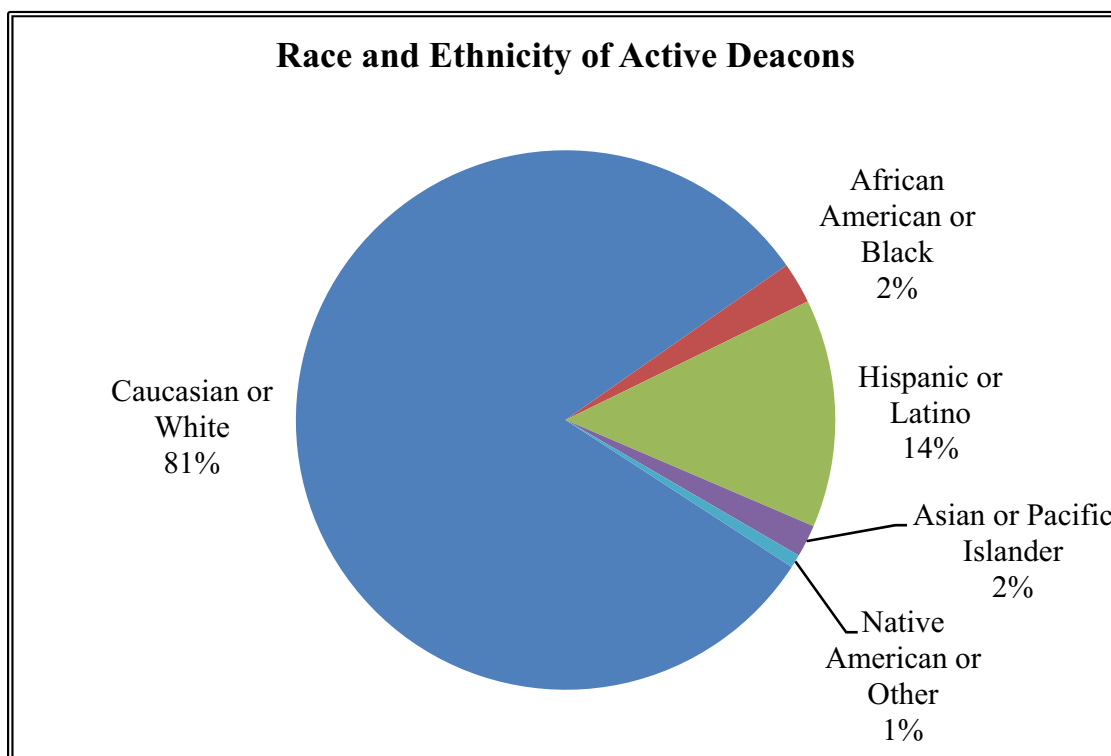
More than six in ten active permanent deacons are at least 60 years old.



- Almost four in ten active permanent deacons are 60 to 69 and about a quarter are 70 or older. About three in ten active deacons are in their fifties.
- Nine percent are in their 40s, and less than 1 percent is under the age of 40. According to Canon 1031.2 and the *National Directory for the Formation, Ministry, and Life of Permanent Deacons in the United States*, the minimum age for ordination to the permanent diaconate is 35 for all candidates.

Race and Ethnicity of Active Deacons

Eight in ten active deacons are Caucasian or white. One in seven (14 percent) active deacons are Hispanic or Latino. Two percent are African American or black and another 2 percent are Asian or Pacific Islander. One percent of active deacons are Native Americans or members of other racial/ethnic groups.

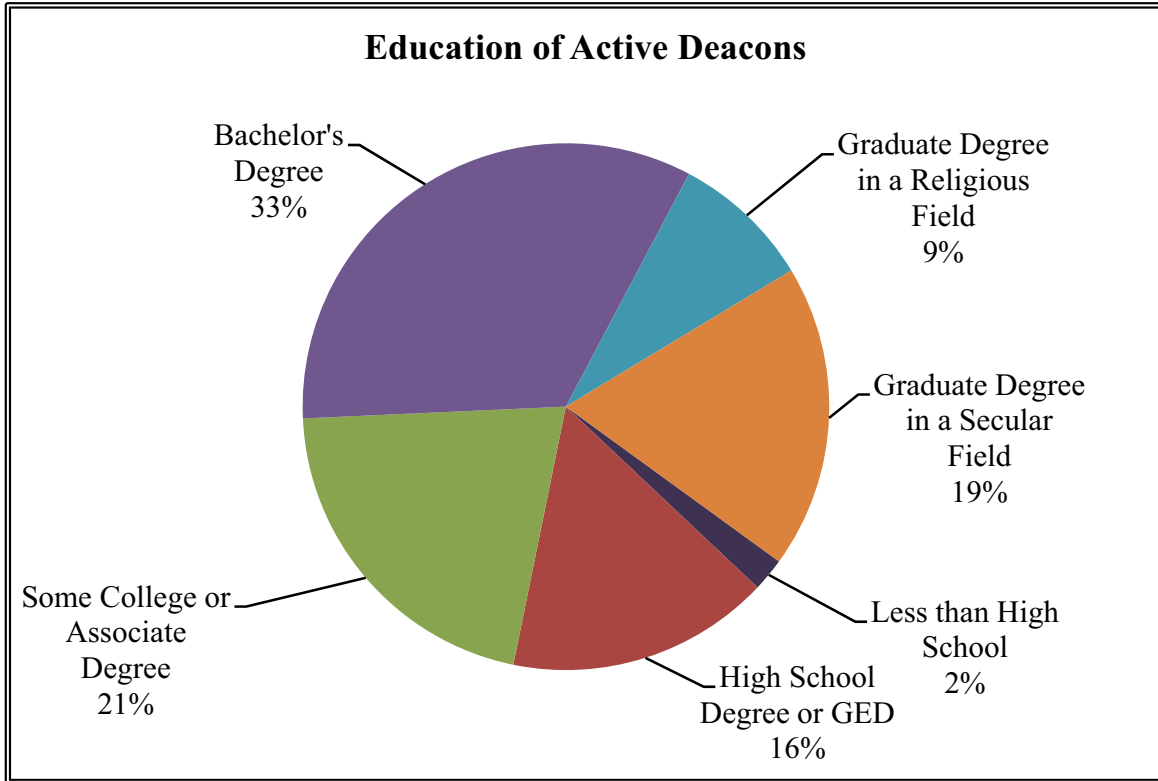


Active permanent deacons are more diverse racially and ethnically than U.S. priests, although not as diverse as the U.S. Catholic population.¹⁰ According to a national random survey of priests conducted by CARA in 2009, 83 percent of U.S. priests are non-Hispanic whites, 3 percent are Hispanic or Latino, 2 percent are African American or black, 3 percent are Asian American, and 9 percent are some other race.

¹⁰ CARA estimates the racial and ethnic makeup of the U.S. Catholic population over the age of 35 as of April 2008 as follows: 67 percent non-Hispanic white, 26 percent Hispanic or Latino, 3 percent African American or black, and 4 percent "Other," including Asian and Native American.

Highest Level of Education of Active Deacons

One-quarter of active deacons (28 percent) have a graduate degree. Among those with a graduate degree, twice as many have a degree in a field not related to the Diaconate as have one in a religious field such as religious studies, theology, Canon Law, etc.



- One-third of active deacons have a bachelor's degree as their highest level of education.
- One in five has some college education or an Associate's degree.
- One in six (18 percent) has a high school degree or less education.

Changes in the Diaconate during the 2009 Calendar Year

During the 2009 calendar year, 215 deacons retired from active ministry and 140 died. Compared to the previous four years, fewer deacons have divorced or separated after ordination.

Changes in the Diaconate Over Time					
Totals from Responding Dioceses/Eparchies*					
	2009	2008	2007	2006	2005
Requested laicization	15	10	6	15	27
Granted laicization	9	11	11	12	12
Dispensed from the impediment of orders	5	4	8	8	---**
Remarried after dispensation	5	6	3	2	---**
Remarried without dispensation	3	3	7	11	8
Divorced/separated after ordination	14	19	23	22	23
Entered the priesthood	9	3	2	13	11
Retired from active ministry	215	154	207	307	303
Died	140	166	149	183	152

* Includes only those *dioceses and eparchies* responding in that year.
 ** Question wording changed in subsequent years.

Arch/Dioceses were asked to report the number of active deacons that were lost during the 2009 calendar year through retirement, laicization, entering the priesthood, or death. Additional questions asked about changes in marital status. The first column in the table above presents the total number of deacons in each category among arch/dioceses and arch/eparchies that responded to the 2009-2010 survey.¹¹ Subsequent columns report the figures for previous years' surveys.

- In 2009, fifteen deacons requested laicization, the highest number since 2006. However, the number of deacons granted laicization and the number dispensed from the impediment of orders have remained about the same over the past five years.
- Nine permanent deacons were reported to have left the diaconate to prepare for the priesthood. This number is more than the past two years, but about the same as what was reported in 2005.
- On average, about 200 deacons retire from active ministry each year and another 150 die.

¹¹ 80 of the 106 responding arch/dioceses and arch/eparchies in 2009-2010 answered this set of questions.

Ministry and Compensation

Fewer than one in five permanent deacons (18 percent) are financially compensated for ministry. Of those financially compensated for ministry, deacons who are entrusted with the pastoral care of one or more parishes make up the largest proportion among those compensated for full-time ministry. The largest proportion who are compensated for part-time ministry are in hospital ministry.

Active Deacons who are Financially Compensated for their Ministry			
	Compensated Full-Time	Compensated Part-Time	Among All Compensated
Hospital ministry	8%	31%	22%
Entrusted with the pastoral care of one or more parishes (Canon 517.2)	32	10	19
Prison ministry	12	20	17
Parish non-ministerial position (e.g., administration, business, finance)	10	18	15
Other parish ministerial position (e.g., DRE, Youth Minister)	15	8	11
Diocesan ministerial position (e.g., DDRE, Diocesan Youth Ministry)	7	2	4
Diocesan non-ministerial position (e.g., administration, business, finance)	6	2	3
Ministry in a social services agency (e.g., Catholic Charities)	1	2	2
Other	9	7	8
Total compensated	100%	100%	100%

Arch/dioceses were asked the number of active deacons who are financially compensated for their full-time or part-time ministry. The table above displays the proportion of permanent deacons overall who are compensated (either full-time or part-time) for their ministry as well as the percentage who are compensated either part-time or full-time in each type of ministry. The percentages are based on all dioceses that responded to the survey in at least one of the last five years.

- Among deacons who are compensated for full-time ministry, three in ten (32 percent) are entrusted with the pastoral care of one or more parishes (Canon 517.2). Among all deacons who are compensated (full-time or part-time) for their ministerial work, one in five (19 percent) is in the position corresponding with Canon 517.2.
- Three in ten deacons (31 percent) who are compensated for part-time ministry are in hospital ministry. One in five (22 percent) who are compensated (either full-time or part-time) for their ministry is involved in hospital ministry.

- Among deacons who are compensated (full-time or part-time) for their ministry, 4 percent or less are in a diocesan position or are in ministry with a social services agency.

The table below presents more information from the same set of questions. It shows the percentage of responding dioceses with *at least one* deacon who is financially compensated (full-time, part-time, and overall) for each type of ministry.

Responding Arch/Dioceses Reporting <u>at Least One</u> Deacon who is Financially Compensated for Each Type of Ministry			
	Full-Time Compensation	Part-Time Compensation	Among all Compensated
Prison ministry	20%	32%	44%
Entrusted with the pastoral care of one or more parishes (Canon 517.2)	31	17	42
Hospital ministry	19	28	39
Other parish ministerial positions (e.g., DRE, Youth Minister)	17	16	24
Diocesan ministerial position (e.g., DDRE, Diocesan Youth Minister)	18	10	24
Parish non-ministerial position (e.g., administration, business, finance)	14	9	18
Diocesan non-ministerial position (e.g., administration, business, finance)	12	6	17
Ministry in a social services agency (e.g., Catholic Charities)	6	5	10
Other	15	18	23

- Two in five arch/dioceses (44 percent) have at least one permanent deacon who is compensated for prison ministry. One in five (20 percent) have at least one deacon compensated full time, and a third (32 percent) have at least one deacon who is compensated part-time for prison ministry.
- Two in five arch/dioceses (42 percent) have at least one permanent deacon who is compensated for being entrusted with the pastoral care of one or more parishes prescribed under Canon 517.2. Similarly, 39 percent of arch/dioceses report having at least one deacon who is compensated for hospital ministry.
- Four in ten arch/dioceses (41 percent) report that at least one deacon is compensated part-time or full-time for diocesan positions, whether ministerial or non-ministerial.

Post-Ordination Formation

Eighty-four percent of arch/dioceses require post-ordination formation for deacons. Among those that do require post-ordination formation, the median number of hours required per year is 20.¹²

Post-Ordination Formation		
Arch/Dioceses responding:		
	Yes	No
Post-ordination formation required of deacons	84%	16%
<i>Average number of hours required annually:</i>	24	
<i>Median number of hours required annually:</i>	20	
Post-ordination formation provided in language(s) other than English	18	82
<i>Percentage providing formation in Spanish:</i>	18%	
<i>Percentage providing formation in other languages:</i>	2%	
Formation opportunities provided for wives of deacons	82	18

- One in six arch/dioceses (18 percent) provides post-ordination formation in a language other than English. The most common language other than English for this formation is Spanish. One diocese each indicates that formation programs are offered in ASL and in Yupik.
- More than eight in ten arch/dioceses provide formation opportunities for the wives of deacons.

¹² The median is the middle value in the distribution when responses are ordered from lowest to highest. By definition, 50 percent of cases in a distribution fall at or below the median and 50 percent fall at or above the median.

Retreats

Nearly all arch/dioceses (95 percent) require an annual retreat of deacons. In arch/dioceses that require a retreat, about eight in ten deacons participate in the retreat.

Retreats		
Arch/Dioceses responding:		
	Yes	No
An annual retreat is required of deacons	95%	5%
<i>Average percentage of deacons participating in the retreat:</i>	78	
<i>Median percentage of deacons participating in the retreat:</i>	80	
Diocese provides couples' retreats for deacons and their wives	85	15
Diocese provides deacon-only retreats	31	69
Diocese provides separate retreats for wives of deacons	85	15
Diocese provides annual gatherings of deacons (other than retreats)	92	8

- More than four-fifths of arch/dioceses (85 percent) provide couples retreats for deacons and their wives. About one in seven (15 percent) provide separate retreats for wives of deacons.
- One in three arch/dioceses provide retreats for deacons only.
- More than nine in ten arch/dioceses provide annual gatherings of deacons in addition to or apart from a retreat.

Directors of the Diaconate

Nine in ten arch/dioceses have a Director of the Diaconate or a person with a similar title.

Directors of the Diaconate		
Arch/Dioceses responding:		
	Yes	No
Diocese has a Director of the Office of Deacon (or similar title)	90%	10%
<i>Full-Time:</i> 34%		
<i>Part-Time:</i> 66%		
<i>Average number of years in this position:</i> 6.4		
<i>Median number of years in this position:</i> 4.2		

- In one-third of arch/dioceses with a Director of the Diaconate, the position is full-time.
- Current directors have held their position for an average of about six years, although the median tenure for directors is four years.

Policies of the Offices of the Diaconate

A full four in five arch/dioceses (80 percent) have a plan for placement and ministry of deacons.

Policies of the Offices of the Diaconate		
Dioceses responding:		
	Yes	No
Diocese has minimum age for acceptance into a diaconate formation program	90%	10%
<i>Average minimum age for acceptance:</i> 33		
<i>Median minimum age for acceptance:</i> 32		
Diocese has an active formation program for the diaconate	87	13
Diocese has a plan for placement and ministry of deacons	80	20
Diocese has an active Deacon Council or Deacon Assembly	75	25
Diocese has a mandatory age of retirement from active ministry for deacons	47	53
<i>Percentage requiring retirement at age 70:</i> 25%		
<i>Percentage requiring retirement at age 75:</i> 74%		
Diocese has a formal policy for deacons who are divorced/separated post-ordination	45	55

- Almost nine in ten responding arch/dioceses (87 percent) have an active formation program for the diaconate. Among those that do not, 68 percent report that there are plans to establish such a program within the next two years (not shown in table above).
- Nine in ten arch/dioceses have a minimum age requirement for acceptance into the diaconate formation program. In these arch/dioceses, the minimum age ranges from 25 to 60, with a median of 32.
- Forty-seven percent of arch/dioceses have a mandatory age of retirement for deacons—25 percent require retirement at age 70 and 74 percent mandate it at age 75.
- Slightly more than two in five arch/dioceses (45 percent) have a formal policy for deacons who are divorced or separated post-ordination.
- Three in four arch/dioceses have an active Deacon Council or Deacon Assembly.

Appendix:
Questionnaire and Response Frequencies for 2009-2010



BISHOPS' COMMITTEE FOR THE DIACONATE POST-ORDINATION SURVEY



Note: The frequencies below are representative of the 106 dioceses and eparchies responded to the 2009-2010 questionnaire. These numbers may not match exactly to the report above, since the report includes data from multiple years. For those that responded to each question, the average response or percentage is presented. The percentage of non-response (NR) is also shown for each question.

Please fill in the total number of deacons in your diocese for each category below

AVG=76 NR=2 1. Deacons in active ministry in this diocese.

Of the number reported in item 1:

- AVG=69 NR= 4** 2. Deacons INCARDINATED in this diocese.
- AVG= 6 NR=13** 3. Deacons incardinated in another Latin rite diocese but serving with faculties in this diocese.
- AVG= 0.5 NR=31** 4. Deacons incardinated in EASTERN CATHOLIC CHURCHES that are geographically located in this diocese (e.g., Byzantine, Maronite, etc.).
- AVG= 0.3 NR=32** 5. Deacons incardinated as members of RELIGIOUS INSTITUTES.

(items 2 through 5 should total to the same number reported in item 1)

- AVG= 7 NR=14** 6. Deacons incardinated in this diocese but serving another diocese.
- AVG= 0.2 NR=31** 7. Deacons who serve both Eastern and Latin rite Churches ("bi-ritual").
- AVG=20 NR= 5** 8. Deacons NO LONGER IN ACTIVE MINISTRY in this diocese.

Of the number reported in item 8:

- AVG=14 NR= 6** 9. Deacons retired from ecclesial ministry.
- AVG= 3 NR=24** 10. Deacons on a leave of absence.
- AVG= 2 NR=19** 11. Deacons who are suspended from active ministry.
- AVG= 1 NR=29** 12. Deacons who have been released from the clerical state ("laicized").
- AVG= 2 NR=28** 13. Other inactive deacons (not retired, on leave of absence, suspended or laicized).

(items 9 through 13 should total to the same number reported in item 8)

Of the number reported in item 1:

Marital Status

- AVG= 73 NR= 5** 14. Married
- AVG= 2 NR=15** 15. Single, never married
- AVG= 4 NR=10** 16. Widowed
- AVG= 0.5 NR=30** 17. Remarried subsequent to ordination
- AVG= 2 NR=25** 18. Divorced, not remarried

Race and Ethnicity

- AVG=65 NR= 4** 24. Caucasian/white
- AVG= 3 NR=22** 25. African American/black
- AVG=10 NR=16** 26. Hispanic/Latino
- AVG= 2 NR=30** 27. Asian/Pacific Islander
- AVG= 0.8 NR=33** 28. Native American or Other

Age

- AVG=0.6 NR=29** 19. Age 39 or younger
- AVG= 6 NR=13** 20. Age 40-49
- AVG= 21 NR= 7** 21. Age 50-59
- AVG= 31 NR= 7** 22. Age 60-69
- AVG= 19 NR= 5** 23. Age 70 or older

Highest Level of Education

- AVG= 2 NR=36** 29. Less than high school
- AVG=14 NR=24** 30. High school diploma/GED
- AVG=16 NR=21** 31. Some college/Associate degree
- AVG=25 NR=19** 32. Bachelor's degree
- AVG= 9 NR=25** 33. Graduate degree in religious studies, theology, Canon Law, etc.
- AVG=18 NR=23** 34. Graduate degree in a field not related to the Diaconate

In this calendar year (January 1 to December 31, 2009) how many deacons have:

- AVG=0.2 NR=24** 35. Requested laicization (Canon 290)
- AVG=0.1 NR=25** 36. Been granted laicization (Canon 290)
- AVG=0.06 NR=24** 37. Been dispensed from the impediment of orders (Canon 1087)
- AVG=0.06 NR=24** 38. Remarried after dispensation
- AVG=0.04 NR=25** 39. Remarried without dispensation
- AVG=0.2 NR=24** 40. Divorced/separated after ordination
- AVG=0.1 NR=25** 41. Entered the priesthood
- AVG=2 NR=14** 42. Retired from active ministry
- AVG=2 NR=17** 43. Died

Ministry and Compensation

Of the total number of deacons in active ministry in the diocese (as reported in item 1), the number who are financially compensated for their ministry, either full-time or part-time (includes reimbursement for expenses, such as mileage):

Full-time		Part-time		
Average	NR	Average	NR	
6	60	5	79	Entrusted with the pastoral care of one or more parishes (Canon 517.2)
4	72	4	73	Other parish ministerial position (e.g., DRE, Youth Minister)
3	75	15	85	Parish non-ministerial position (e.g., administration, business, finance)
3	74	4	68	Prison ministry
2	77	4	68	Hospital ministry
1	90	2	92	Ministry in a social services agency (e.g., Catholic Charities)
2	75	1	87	Diocesan ministerial position (e.g., DDRE, Diocesan Youth Minister)
2	80	1	91	Diocesan non-ministerial position (e.g., administration, business, finance)
2	73	2	72	Other

Post-ordination Formation

Yes No NR

- 84 16 2 56. Is post-ordination formation required of deacons?
AVG=22 NR=26 57. If yes, approximate number of hours of post-ordination formation required annually.
- 20 80 4 58. Is post-ordination formation provided in language(s) other than English?
Modal Response: Spanish. 59. If yes, please indicate the language(s):
- 81 19 3 60. Are formation opportunities provided for wives of deacons?
- 94 6 3 61. Is an annual retreat required for deacons?
AVG=79 NR= 5 62. If yes, approximate percentage of deacons who participate in an annual retreat.
- 34 66 4 63. Does the diocese provide deacon only retreats?
- 20 80 5 64. Does the diocese provide separate retreats for wives of deacons?
- 84 16 2 65. Does the diocese provide couples' retreats for deacons and their wives?
- 90 10 5 66. Does the diocese provide annual gatherings of deacons (other than retreats)?

Office of the Diaconate

Yes No NR

- 92 8 2 67. Does the diocese have a Director of the Office of Deacon (or similar title)?
AVG=81 NR=13 68. If yes, number of months Director of Deacons has been in this position.
Full-time : 37 NR=12 69. If yes, is this position:
Part-time: 63
- 80 20 4 70. Does the diocese have a plan for placement and ministry of deacons?
- 48 52 3 71. Does the diocese have a mandatory age of retirement from active ministry for deacons?
AVG=73 NR=55 72. If yes, at what age are deacons required to retire from active ministry.
- 49 51 4 73. Does the diocese have a formal policy for deacons who are divorced or separated post-ordination?
- 77 23 3 74. Does the diocese have an active Deacon Council or Deacon Assembly?
- 90 10 2 75. Does the diocese have an active formation program for the Diaconate?
Yes: 88 NR=98 76. If no, is the diocese planning to establish a formation within the next two years?
No: 12
- 94 6 4 77. Does the diocese have a minimum age requirement for acceptance into a diaconate formation program?
AVG=32 NR=9 78. If yes, what is the minimum age requirement?

In the event we need clarification about the data reported here, please supply the following contact information:

Survey completed by: _____

Telephone: _____ E-mail: _____

Please FAX completed form to: 202-687-8083
CARA, 2300 Wisconsin Ave, NW, Suite 400, Washington, DC 20007
© CARA, 2009